

Summer School Registration

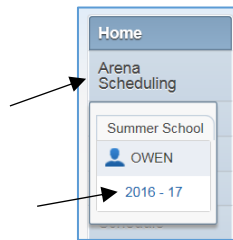
Registration opens April 7, 2017 at 10 a.m.



1. Log in to Skyward Student Family Access

2. Under "Home"

- select *Arena Scheduling*
- select the school year link under your student's name



A list of available courses for your student will display.

3. Schedule a Class

- Select a class that fits in your student's schedule ("Yes" under *Fit* column).
- Select *Add* to the left of the class.
- Once selected, the course will display as "Enr" (Enrolled).
- If the class does not fit in your student's schedule, then "No" will appear under the *Fit* column and the class cannot be scheduled.
- Classes can be removed by selecting the *Remove* link next to the class at any time.

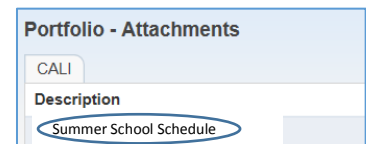
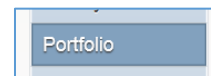
Option	Fit	Seats Avail	Course	Days Meet	Prd	Trm	Teacher	*Ind	Grades	Subject	Class
Add	Yes	20	Communication Tech	MTWRF	3	S2	Lyle Oachsscr		09-12	Tech Ed	COMTEC/02
Add	Yes	9	Intro to Engineering S2	MTWRF	3	S2	Kelley Vandernoelscr	P.C.	11-12	Tech Ed	INENG2/2-1

Enr	20	Communication Tech
-----	----	--------------------

NOTE: Once class registrations are approved, your student's schedule will be generated and available to view and print. Check back after you've completed the registration process.

4. View and Print Schedule

- Select "Portfolio" on the left.
- Under your student's folder, select the "Summer School Schedule" link to open the schedule.
- Schedule will open as a PDF document for viewing and printing.



Contact Information:

If you do not have Skyward Student Family Access or have any additional questions please contact Sue Worthman at 459-3585, Stacy Hayon at 459-3773, or summerschool@sasd.net.