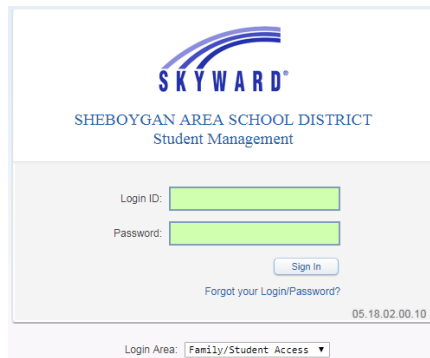


# Ntawv Qhia Txog Siv Skyward Family Access Tso Npe Hauv Xov Huab Cua Kawm Ntawv

Yuav nkag mus rau Skyward Family Access ces nias lo lus sau Skyward Family Access nyob rau saum sab xis ntawm koog tsev kawm qhov vej xaij [www.sheboygan.k12.wi.us](http://www.sheboygan.k12.wi.us).



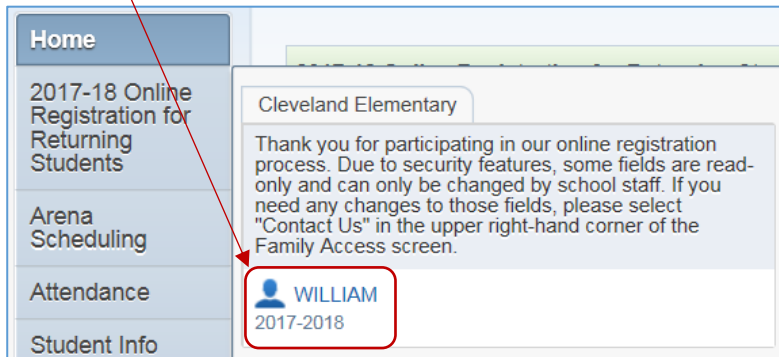
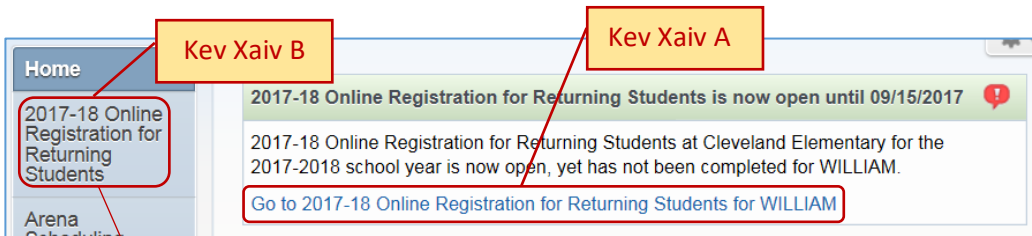
Yuav tshwm kab ntawv hais kom koj ntaus npe siv nkag mus rau hauv Skyward Family Access es sau koj lub npe siv nkag (Login ID) thiab sau koj lo lus zais twv nkag (Password). Yog koj nco tsis tau koj lub npe siv thiab lo lus zias twv nkag, no ces thov nias kab sau hais tias tsis nco qab lub npe/los lus zais 'Forgot your Login/Password?' muaj nyob hauv Skyward.



**Thov Nco Tias:** cov duab muaj ntawv no yog muab los ntawm xyoo kawm ntawv 2017-18. Thaum koj nkag mus rau hauv ces koj yuav tso koj tus me nyuam npe kawm rau **xyoo kawm ntawv 2021-22**.

Thaum koj twb nkag tau mus rau nploug hauv lawm, nyob rau ntawm kab sau tias "Kev Xaiv A" ces tshwm ib sob ntawv qhia txog koj **txhua** tus me nyuam.

- Siv "Kev Xaiv A," nyias ntawm kab ntawv xiav es pib sau npe kawm ntawv.
- Siv "Kev Xaiv B," yog yuav xaiv tus me nyuam npe no ces nias nws lub npe.



Tom qab koj nias koj tus me nyuam lub npe, ces yuav tshwm ib nploug zoo li ntawm no:  
(Siv Google los txhais cov lus no yog tias xav kom txhais no ces nias 'Select Language')

**Callout 1 (top right):** Tus me nyuam uas tab tom tso npe kawm, tsev kawm thiab xyoo

**Callout 2 (middle right):** Muaj lus qhia ntawm no

**Callout 3 (left sidebar):** Xaiv tau lwm tus me nyuam los sis pib tso npe tau.

**Callout 4 (middle left):** Cov lus tshaj xo ntawm no yeej muaj nyob nov tas xyoo

**Callout 5 (bottom center):** Tej zaum cov kauj ruam tso npe kawm ntawv no kuj yuav sib txawv me ntsis ntawm cov me nyuam kawm cov tsev kawm ntawv them yau, them nrab, thiab them loj.  
Nias lo sau qhia kom Kaw Tseg Li No es Mam Ua Dua Lwm Zaus uas sau li no "Close and Finish Later" yog tias koj xav tsum es mam li ua dua lwm lub sij hawm.

Thawj kauj ruam yog Nug Txog Tus Me Nyuam. Thov kuaj thiab kho cov ntawv kom tseeb nyob rau hauv cov thawv dawb no. Cov ntaub ntawv nyob rau hauv lub thawv dawb doog no ces kho tsis tau. Yuav muab txhua yam ntaub ntawv uas tau hloov los yog kho tshiab xa mus rau tsev kawm ntawv chav khiav num kuaj thiab pom zoo.

Thaum koj tau kuaj xyuas thiab kho cov ntaub ntawv tag nrho lawm ces nias lo lus sau "Complete Step and move to next Step" uas txhais tau tias uas kom tiav kauj ruam no es mus rau lwm kauj ruam uas muaj nyob rau hauv qab ntawv nploug no es thiaj li ua tau mus ntxiv.

Complete Step 1a and move to Step 1b

Yog thaum koj ua tiav lawm ces koj yuav pom ib tug cim xim ntsuab li no.

Welcome to Online Registration for Returning Students

1. Verify Student Information
  - ✓ a. Student Information
  - ✓ b. Family Address

Feem ntau mas yuav tsum ua kom tiav cov kauj ruam no, tab sis kuj muaj tej kauj ruam uas nyob ntawm seb koj puas yeem ua xwb thiab yeej hla tau. Yog koj ua tsis tiav cov kauj ruam uas hais kom yuav tsum ua xwb no ces koj yuav nias tsis tau qhov tias koj ua tiav lawm.

Yuav uas kom tiav daim ntawv no ces kuaj cov ntaub ntawv ntawm cov nploog kom zoo thiab ntaus koj lub npe thiab hnuv tim.

**Kev Them Nyiaj Hauv Xov Huab Cua**

Yuav tsis muaj nqi tsaj ntxiv yog tias koj them cov nqi kawm ntawv nrog daim ntawv ua yas luab khoom (credit card).

1. Nias kab lus qhia txog tias kom them nyiaj uas sau li no Make a Registration Fee Payment es koj thiaj li pom tau tias koj tus me nyuam cov nqi kawm ntawv raug nqi li cas. Nyob rau hauv txoj kev tso npe hauv xov huab cua no, koj kuj them tau tus nqi tag nrho ua ke rau koj cov me nyuam es siv tau ib daim ntawv yas luab khoom (credit card).
2. Nias kab ntawv sau tias kom qhia dua tus nqi uas sau li no “Update Payment Amount” rau koj cov me nyuam es mam xaiv tau cov nqi yuav them rau koj tus (cov) me nyuam.

Cov nqi yuav kom them tag nrho muaj nyob rau saum toj ntawm nploog no. Xaiv thiab ntxiv lwm yam nqi uas muaj nyob rau hauv qab ntawm nploog no es nias lo lus tias xaiv “Add.”

Fees that can be added to this student's account [ Display Fees ]

Description	Amount	Entity	Schl Yr	Why would I add this fee?	Add Fee?	Enrolled
General: Outdoor Education	10.00	052	2018	Grade 5 students only.	<input type="checkbox"/>	<input type="checkbox"/>
General: PTO Registration	5.00	052	2018	Parent/Teacher Organization Membership	<input type="checkbox"/>	<input type="checkbox"/>
General: Registration-Elementa	20.00	052	2018	Grade 1-5 students only.	<input type="checkbox"/>	<input type="checkbox"/>

3. Kos cim rau ntawm kab sau tias them nyiaj “Pay Fee” rau txhua cov nqi koj yuav them.

Due Date	Description	Amount Charged	Amount Paid	Amount Due	Pay Fee	Payment Amount	Remaining Due
09/29/2016	Material Fee Early Childhood	15.00	0.00	15.00	<input checked="" type="checkbox"/>	15.00	0.00

Yog koj xaiv lwm yam nqi them, es koj xav muab tshem tawm no ces nias tus nqi ces nias lo kom muab lww tawm “Delete” no.

Amount Due	Pay Fee	Payment Amount	Remaining Due
15.00	<input type="checkbox"/>	0.00	15.00
5.00	<input type="checkbox"/>	0.00	5.00

4. Tom qab koj tau xaiv tag nrho cov nqi yuav them ces nias lo kom pom tus nqi kho tshiab uas sau li no “Update Cart.”

Total Payment Amount for Selected Charges: 15.00

Kuaj xyuas kom cov nqi no yog li cov koj tau xaiv them - “Fee Management Payment”

Fee Management Payment:    Balance: 15.00

Lo lus sau tias tshuav nqi li cas “Balance” no ces yog qhia txog tag nrho cov nqi koj tiv txij li zaum koj tau saib dhau los no (tej zaum tus nqi no kuj yuav txawv tus nqi tshwm sim rau kab sau “Fee Management Payment” uas qhia txog cov nqi yuav them). Koj yuav tau them cov nqi nws sau nyob rau kab sau txog cov nqi yuav them tag nrho “Fee Management Payment.”

5. Nias kab kom them sau li no “Pay with Vendor” los qhia tias koj yuav siv dab tsis them.

The screenshot shows the 'Online Payment Entry - Single Point of Entry Interface'. At the top right is a 'Back' button. Below it, the text 'Online Payment Entry for User:' is followed by 'Online Payment Vendor: MySchoolBucks' and a dropdown arrow. A red box highlights the 'Pay with Vendor' button, with an 'Empty Cart' button to its right. Below this, a message says 'I would like to make an online payment for: (Please click the Update Payment Amount button to select an item to pay)'. There are two payment entry sections. The first has a 'Total Payment' of 5.00 and a 'Fee Management Payment' of 5.00. The second has a 'Total Payment' of 0.00 and a 'Fee Management Payment' of 0.00. On the right, a 'Pending Cart' shows 'Fitness Cent' for 5.00 and a 'Total' of 5.00. At the bottom, 'Total Payment Amount for all Students:' is 5.00.

Xaiv Tau:

- Nias kab “Update Payment Amount” kom hloov rov qab mus rau nploog xaiv cov nqi them.
  - Nias kab “Empty Cart” los sis “Clear Items” yog koj xav lwv tawm tej cov nqi.
6. Nias kab “Continue as Guest” uas txhais tau tias them li tus qhua los sis siv koj los lus twv nkag hauv MySchoolBucks Login (siv them nqi noj zaub mov) los them thiab them kom tiav them them nyiaj no.

The screenshot shows the MySchoolBucks login page. At the top right are 'Language' and 'Guest' buttons. The MySchoolBucks logo is on the left. The main heading is 'Login to continue'. Below it are input fields for email and password, a 'Remember Me' checkbox, and a 'Log In' button. There are links for 'Forgot your username or password?' and 'Don't have an account? Sign up today!'. A text box explains that a user profile allows remembering personal information, and a green button labeled 'Continue as Guest' is highlighted.

Thaum koj ua tiav tag nrho txhua kauj ruam lawm, ces nias kauj ruam kawg nkaus uas sau hais tias Ua Kom Tiav Daim Ntawv Tso Npe Kawm Xyoo 2019-20 rau cov Me Nyuam Rov Tuaj Tso Npe Kawm Dua uas sau lus Av Kiv li no "Complete 2021-22 Online Registration for Returning Students."

13. Complete 2017-18 Online Registration for Returning Students

Nploog no yuav qhia txog cov ntsiab lus ntawm txhua kauj ruam: ua tiav lawm, hla kauj ruam thiab ua tsis tau tiav.

**2017-18 Online Registration for Returning Students**

WILLIAM (Cleveland Elementary 2017-2018) Print

**Step 13. Complete 2017-18 Online Registration for Returning Students (Required)**  
 By completing 2017-18 Online Registration for Returning Students, you are confirming that the Steps below have been finished.  
 Are you sure you want to complete 2017-18 Online Registration for Returning Students for WILLIAM?

Welcome to Online Registration for Returning Students

1. Verify Student Information  
 ✓ Completed 07/25/2017 3:37pm

✓ a. Student Information  
 ✓ b. Family Address  
 ✓ c. Family Information  
 ✓ d. Emergency Information  
 ✓ e. Emergency Contacts  
 ✓ f. Health Information

2. Health Forms  
 3. Verify Ethnicity/Race  
 ✓ Completed 07/25/2017 3:39pm

4. Rights & Responsibilities Handbook  
 5. Code of Classroom Conduct (English/Hmong/Spanish)  
 6. Elementary School Internet Use Agreement Form (English/Hmong/Spanish)  
 7. Walking Field Trip  
 8. School Bus Video Monitoring  
 9. Free & Reduced Priced Meals Instructions & Form  
 10. Student Accident Insurance Enrollment Information  
 11. Make a Registration Fee Payment  
 12. Make a Meal Payment  
**13. Complete 2017-18 Online Registration for Returning Students**

**Review 2017-18 Online Registration for Returning Students Steps**

Step 1) **Verify Student Information** Completed 07/25/2017 3:37pm  
*Requested Changes Pending Approval by the District:*

Area	Field	Requested For	Requested Value
Alert Info	Dentist	WILLIAM	HOLCOSTE000
Health Info	Allergy Notes	WILLIAM	Seasonal allergies.

\* If a Requested Change is denied by the district, 2017-18 Online Registration for Returning Students for this student will be marked as INCOMPLETE.

Step 2) **Health Forms** skipped  
 Step 3) **Verify Ethnicity/Race** Completed 07/25/2017 3:39pm  
*No Requested Changes exist for Step 3.*

Step 4) **Rights & Responsibilities Handbook** not completed  
 Step 5) **Code of Classroom Conduct (English/Hmong/Spanish)** not completed  
 Step 6) **Elementary School Internet Use Agreement Form (English/Hmong/Spanish)** not completed  
 Step 7) **Walking Field Trip** not completed  
*A required field has not been filled in and saved.*

Step 8) **School Bus Video Monitoring** not completed  
 Step 9) **Free & Reduced Priced Meals Instructions & Form** skipped  
 Step 10) **Student Accident Insurance Enrollment Information** skipped  
 Step 11) **Make a Registration Fee Payment** skipped  
 Step 12) **Make a Meal Payment** skipped

Guardian Name: \_\_\_\_\_ Guardian Address: \_\_\_\_\_

**Submit 2017-18 Online Registration for Returning Students**

Yog muaj tej kauj ruam uas koj ua tsis tau tiav, ces nias kauj ruam ntawv uas nyob ntawm sab xis es yuav rov qab mus rau kauj ruam ntawd thiab mus ua kom tiav.

Yog hais tias koj tau ua tag nrho cov kauj ruam tiav lawm, ces mam li nias tau kauj ruam kawg sau hais tias Ua Kom Tiav Daim Ntawv Tso Npe Kawm Xyoo 2021-22 rau cov Me Nyuam Rov Tuaj Tso Npe Kawm Dua uas sau lus Av Kiv li no "Complete 2019-20 Online Registration for Returning Students." **Koj yuav tsum nias kab no thiaj li ua tiav daim ntawv tso npe kawm ntawv.** Thaum tiav lawm ces mam li xa ib tsab ntawv email tuaj rau cov neeg muaj email ceev cia hauv ntaub ntawv.